

CAMBRIDGE

...another beautiful option

Mitten™

VINYL AUSTRALIA



Cambridge™

INSULATED VINYL CLADDING
230mm COVER

Cambridge™ vinyl cladding with its subtle woodgrain pattern adds peace of mind and a virtually maintenance-free exterior, while the foam backing gives added strength and insulation.

- **Roll-over** nail hem to increase rigidity and provide superior resistance to bowing and buckling
- Available in convenient lengths of **5.84m** and **8m**
- Traditional 'just painted' low gloss wood-grain texture
- **Colour-Rich** formula designed to withstand extreme elements of nature and daily living
- Superior wind resistance up to 250kph**
- Available in **10 colours**
- **Lifetime Warranty**



MANUFACTURED TO AUSTRALIAN STANDARDS AS/NZS 4256.4



*Your one-time
Lifetime Investment**

*non-prorated transferrable limited warranty.

Mitten™

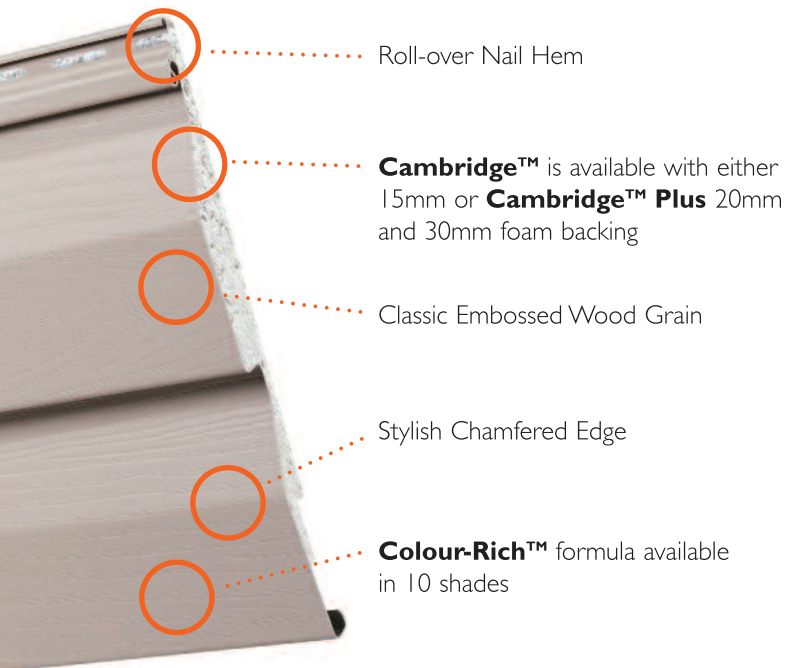
VINYL AUSTRALIA

180 Beaconsfield Street, Milperra NSW 2214
PO Box 742, Revesby NSW 2212
website: www.mittenvinyl.com.au
email: info@mittenvinyl.com.au
telephone: 02 9774 5366
facsimile: 02 9774 5843

1 300 66 55 43 ~ www.mittenvinyl.com.au

CAMBRIDGE

...another beautiful option

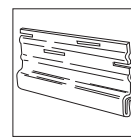


TRIMS ACCESSORIES & SOFFIT

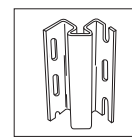
You can complete your EAVE & GABLE ENDS with matching or contrasting trims and accessories to create a virtually maintenance-free exterior! To see a complete selection of available products, visit our website at

www.mittenvinyl.com.au

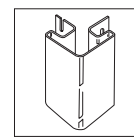
- Premium weathering performance, superior wind resistance
- Eave lining available in 10 colours



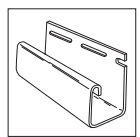
Starter Strip



Inside Corner Post



Outside Corner Post



J Channel

GABLE VENTS


Fully functional vent, screened for complete insect protection.




- State of the art copolymer construction and U.V. stabilised
- Paintable surface
- Extra spacing to insert cladding
- Ease of installation
- Economical
- Resists warping and impact



More info on www.mittenvinyl.com.au



COLOUR RANGE



* Check actual samples for colour due to limitations in printing matching. * Check with distributor for colour availability.

| Competitive Analysis | Wood Cladding | Fibre Cement | Cambridge |
|-----------------------------|---------------|--------------|-----------|
| Virtually Maintenance Free | no | no | yes |
| Energy Efficient | somewhat | no | yes |
| Impact Resistant | no | somewhat | yes |
| Virtually Invisible Seams | no | no | yes |
| Insect Resistant | no | yes | yes |
| Inhibits Mould | no | no | yes |
| Deadens Outside Noises | no | yes | yes |
| Will not Support Combustion | no | yes | yes |
| Complete Trim System | yes | no | yes |

** The wind load data was calculated from negative wind pressure values, derived from wind tunnel testing using standard application techniques. the relationship between negative wind pressure and kilometres per hour is theoretical, industry-accepted calculation performed by an accredited lab. Values can be greatly enhanced by increasing nail head sizes or adding washers.

